

Muir Beach Community Services District

Balance Sheet

As of January 31, 2016

Accrual Basis

	<u>Jan 31, 16</u>
ASSETS	
Current Assets	
Checking/Savings	
FNB MMF - General Fund	797,966
FNB Checking	
FNB Fire	87,204
FNB Water, WCI	63,309
FNB Checking - Other	(30)
FNB General Fund	<u>(96,851)</u>
Total FNB Checking	53,631
Clearing	<u>(558)</u>
Total Checking/Savings	851,040
Accounts Receivable	
Receivables	<u>39,470</u>
Total Accounts Receivable	39,470
Other Current Assets	
Undeposited Funds	4,994
Due from Hills	<u>1,567</u>
Total Other Current Assets	<u>6,561</u>
Total Current Assets	897,070
Fixed Assets	
Water System Assets	
Storage Tanks	654,493
Land	546,323
Mains and Valves	152,776
Other Water System Assets	57,416
Equipment and Controls	39,013
Wells	21,620
Accumulated Depreciation	<u>(345,401)</u>
Total Water System Assets	1,126,240
Other Fixed Assets	
Buildings	485,271
Playground Upgrades	173,428
Equipment	153,535
Land - Fire Station	147,918
Road Improvements	131,741
Equipment - Fire Trucks	103,871
Land	80,573
Buildings - Fire Station	30,270
Furniture & Fixtures - CC	10,467
Electric Gate	6,967
Shed Roof	3,688
Accumulated Depreciation	<u>(278,336)</u>
Total Other Fixed Assets	<u>1,049,393</u>
Total Fixed Assets	2,175,634
TOTAL ASSETS	<u>3,072,704</u>
LIABILITIES & EQUITY	
Liabilities	
Current Liabilities	
Other Current Liabilities	
Water Security Deposits	11,200
Vehicle Expense Reserve	<u>1,768</u>

Muir Beach Community Services District

Balance Sheet

As of January 31, 2016

Accrual Basis

	<u>Jan 31, 16</u>
Total Other Current Liabilities	12,968
Accounts Payable	
Accounts Payable	<u>7,782</u>
Total Accounts Payable	7,782
Credit Cards	
Credit Card	<u>256</u>
Total Credit Cards	<u>256</u>
Total Current Liabilities	<u>21,006</u>
Total Liabilities	21,006
Equity	
Retained Earnings	2,961,937
Net Income	<u>89,760</u>
Total Equity	<u>3,051,697</u>
TOTAL LIABILITIES & EQUITY	<u><u>3,072,704</u></u>

Muir Beach Community Services District

Profit & Loss

July 2015 through January 2016

	<u>Jul '15 - Jan 16</u>
Income	
Combined Tax Revenues	
Property Tax Revenues	
Property Tax Revenues	54,258
Refund - Educational Deductions	31,788
Total Property Tax Revenues	<u>86,046</u>
\$200 Parcel Tax for Fire	17,380
Total Combined Tax Revenues	<u>103,426</u>
Combined Water Revenues	
Water Operations Revenues	
Water Service Revenues	55,218
Misc Water Revenues	650
Field for Billing Notices	0
Total Water Operations Revenues	<u>55,868</u>
Water Capital Improvement Revs	
Capital Improvement Fees	25,116
25% Allocation of Water Revs	10,734
Total Water Capital Improvement Revs	<u>35,850</u>
Total Combined Water Revenues	91,718
Donations & Grants	40,000
Recreational Activities Income	
Rental Income	8,505
Community Functions Income	1,661
Total Recreational Activities Income	<u>10,166</u>
Interest Income	859
Other Income	75
Total Income	<u>246,244</u>
Expense	
Payroll Expenses	
Wages	60,913
Employer Payroll Taxes	4,671
Payroll Service	1,833
Workers' Compensation Insurance	(9,040)
Total Payroll Expenses	<u>58,377</u>
Fire Dept Expenses	
Fire Truck Repairs	33,047
Emergency Med Supplies	5,141
Phone, Radio Link for Bolinas	1,427
Other Fire Dept Expenses	999
Emergency Preparedness	225
Firefighting Equipment	40
Total Fire Dept Expenses	<u>40,878</u>
Bookkeeping	15,297
Water Enterprise	
Water Expense & Repairs	5,243
Water Treatment	3,324
Water Testing	1,075
Total Water Enterprise	<u>9,642</u>
Utilities	
Electric	4,835
Telephone	792
Refuse Service	592
Propane	99
Total Utilities	<u>6,318</u>

3:36 PM
02/26/16
Accrual Basis

Muir Beach Community Services District
Profit & Loss
July 2015 through January 2016

	<u>Jul '15 - Jan 16</u>
Repairs & Maint (non-water)	4,629
Health Insurance	4,328
Community Classes & Functions	4,183
Permits & Fees	3,324
Office and Postage	2,426
Bank Fees & Credit Card Fees	1,849
Supplies (non-water)	1,742
Legal Fees	1,280
Vehicle Expense - Water Manager	1,050
Missing CC Receipts	
BH Missing Receipts	<u>761</u>
Total Missing CC Receipts	761
Other Operating Expenses	399
Field for Billing Notices	<u>0</u>
Total Expense	<u>156,484</u>
Net Income	<u><u>89,760</u></u>

Muir Beach Community Services District
Expenditures excl Payroll & Cap Assets
July 2015 through January 2016

Date	Name	Memo	Amount
Bank Fees & Credit Card Fees			
11/18/2015	SWARD, John (1070)	Fee for NSF check	-40
07/31/2015		Fee ID=1098659364	20
08/12/2015		Fee ID=1101764296	646
08/17/2015		Fee ID=1102486880	44
08/21/2015		Fee ID=1103240384	55
08/31/2015		Fee ID=1104941070	20
09/30/2015		Fee ID=1110591654	20
10/15/2015		Fee ID=1113493568	321
10/23/2015		Fee ID=1114575716	52
10/24/2015		Fee ID=1114753914	22
10/27/2015		Fee ID=1115008882	42
10/29/2015		Fee ID=1115308530	3
11/01/2015		Fee ID=1115795020	20
12/01/2015		Fee ID=1120019896	20
12/18/2015		Fee ID=1122991360	90
12/21/2015		Fee ID=1123325342	237
01/01/2016		Fee ID=1124412318	20
08/28/2015	Morgan Stanley Smith Barney	NSF check fee - Diane McDonald	25
12/09/2015	Morgan Stanley Smith Barney	NSF check fee - Harlan Wood	25
12/09/2015	Morgan Stanley Smith Barney	NSF check fee - Harlan Wood	25
11/18/2015	Morgan Stanley Smith Barney	NSF check fee - John Sward	25
10/29/2015	McDonald, Diane	reimb for NSF check fee	-25
07/31/2015		Service Charge	10
08/31/2015		Service Charge	10
09/30/2015		Service Charge	10
10/31/2015		Service Charge	10
11/30/2015		Service Charge	10
12/31/2015		Service Charge	10
12/31/2015		Service Charge	7
01/29/2016		Service Charge	23
01/29/2016		Service Charge	30
12/30/2015	First National Bank	Wire fee	13
12/30/2015	Morgan Stanley Smith Barney	Wire fee - transfer balance to FNB	25
01/27/2016	Morgan Stanley Smith Barney	Wire fee - transfer balance to FNB	25
Total Bank Fees & Credit Card Fees			1,849
Bookkeeping			
10/31/2015	Mullin, Sharon	Bookkeeping, minutes, audit, water billin	3,009
11/30/2015	Mullin, Sharon	Bookkeeping, minutes, budget, computer	2,580
01/31/2016	Mullin, Sharon	Bookkeeping, minutes, reimb expenses	2,559
12/31/2015	Mullin, Sharon	Bookkeeping, minutes, water billing, computer	1,573
12/31/2015	Mullin, Sharon	Bookkeeping, minutes, water billing, computer	638
09/30/2015	Mullin, Sharon	Minutes	200
10/31/2015	Mullin, Sharon	Minutes	200
12/31/2015	Mullin, Sharon	minutes	200
01/31/2016	Mullin, Sharon	minutes	200
07/31/2015	Mullin, Sharon	Monthly bookkeeping	1,411
08/31/2015	Mullin, Sharon	Monthly bookkeeping	1,420
09/30/2015	Mullin, Sharon	Monthly bookkeeping	1,309
Total Bookkeeping			15,297
Community Classes & Functions			
01/01/2016	Richmond, Lonna {v}	Bistro concession fee	1,200
11/07/2015	Eigsti, Lisa	Day of the Dead	1,000
10/31/2015	Rocco's Pizza	Day of the Dead party	239
11/02/2015	Gail C. Falls	Elderberries dinner	275
12/19/2015	Chase, Alexis	Reimb for Winter Solstice Party	1,000
09/30/2015	Wang, Emiko	Tai Chi instruction: Jul, Aug, Sept 2015	234
12/31/2015	Wang, Emiko	Tai Chi instruction: Oct, Nov, Dec 2015	234
Total Community Classes & Functions			4,183
Fire Dept Expenses			
Firefighting Equipment			
10/27/2015	Wynn, Steve	Fire extinguisher	40
Total Firefighting Equipment			40

3:44 PM

02/26/16

Accrual Basis

Muir Beach Community Services District
Expenditures excl Payroll & Cap Assets
July 2015 through January 2016

Date	Name	Memo	Amount
Emergency Med Supplies			
10/26/2015	Physio-Control, Inc.	AED for 660 & 676	3,928
08/11/2015	Wynn, Steve	Reimb for fire dept expenditures	117
01/28/2016	Taylor, David	Reimb for Fire Dept expenditures	1,096
Total Emergency Med Supplies			5,141
Emergency Preparedness			
12/16/2015	Wynn, Steve	Sand bags	225
Total Emergency Preparedness			225
Fire Truck Repairs			
09/26/2015	Opperman & Son	676 repairs	33,047
Total Fire Truck Repairs			33,047
Phone, Radio Link for Bolinas			
07/26/2015	AT&T	Emergency radio link for fire dept 415 388-0157	79
08/26/2015	AT&T	Emergency radio link for fire dept 415 388-0157	100
09/26/2015	AT&T	Emergency radio link for fire dept 415 388-0157	91
10/26/2015	AT&T	Emergency radio link for fire dept 415 388-0157	92
11/26/2015	AT&T	Emergency radio link for fire dept 415 388-0157	92
12/26/2015	AT&T	Emergency radio link for fire dept 415 388-0157	92
01/26/2016	AT&T	Emergency radio link for fire dept 415 388-0157	-43
07/26/2015	AT&T	Phone @ fire barn; 415 380-9627	114
08/26/2015	AT&T	Phone @ fire barn; 415 380-9627	134
09/26/2015	AT&T	Phone @ fire barn; 415 380-9627	127
10/26/2015	AT&T	Phone @ fire barn; 415 380-9627	132
11/26/2015	AT&T	Phone @ fire barn; 415 380-9627	127
12/26/2015	AT&T	Phone @ fire barn; 415 380-9627	127
01/26/2016	AT&T	Phone @ fire barn; 415 380-9627	137
07/26/2015	AT&T	Summary billing services for phone lines	4
08/26/2015	AT&T	Summary billing services for phone lines	4
09/26/2015	AT&T	Summary billing services for phone lines	4
10/26/2015	AT&T	Summary billing services for phone lines	4
11/26/2015	AT&T	Summary billing services for phone lines	4
12/26/2015	AT&T	Summary billing services for phone lines	4
01/26/2016	AT&T	Summary billing services for phone lines	2
Total Phone, Radio Link for Bolinas			1,427
Other Fire Dept Expenses			
12/17/2015	Allied 100, LLC	Fire Department supplies	53
08/14/2015	Fire Master	Recharge fire extinguishers	78
11/03/2015	Fire Master	Recharge fire extinguishers	132
10/19/2015	Ferraro, Joseph	Reimb for Fire Dept exp	280
07/21/2015	Allen, Robert	Reimb for Fire Dept expenditures	28
07/21/2015	Allen, Robert	Reimb for Fire Dept expenditures	40
08/11/2015	Wynn, Steve	Reimb for fire dept expenditures	13
08/11/2015	Wynn, Steve	Reimb for fire dept expenditures	7
09/09/2015	Allen, Robert	Reimb for Fire Dept expenditures	61
09/23/2015	Wynn, Steve	Reimb for fire dept expenditures	75
09/23/2015	Wynn, Steve	Reimb for fire dept expenditures	75
09/23/2015	Wynn, Steve	Reimb for fire dept expenditures	22
10/14/2015	Allen, Robert	Reimb for Fire Dept expenditures	24
12/30/2015	Allen, Robert	Reimb for Fire Dept expenditures	112
Total Other Fire Dept Expenses			999
Total Fire Dept Expenses			40,878
Legal Fees			
01/20/2016	Lambert, Peter	Ads for DM position	225
07/08/2015	Marin County Tax Collector	County Counsel Apr-Jun	820
01/29/2016	Marin County Tax Collector	County Counsel Oct-Dec #163094	205
12/09/2015	Point Reyes Light Publishing	Legal notice for budget adoption	30
Total Legal Fees			1,280

Muir Beach Community Services District
Expenditures excl Payroll & Cap Assets
July 2015 through January 2016

Date	Name	Memo	Amount
Permits & Fees			
11/02/2015	California Special Districts Assn	Annual membership; #187	819
12/15/2015	Marin County Treasurer	County Administration Fees	237
12/15/2015	Marin County Treasurer	County Administration Fees	625
01/11/2016	Marin County Registrar of Voters	Fee for Nov 2015 election	511
12/18/2015	SWRCB	Small water system annual fee: Syst #2100508	954
11/03/2015	DMV Renewal	VIN: 4FMUS14161R004708	25
11/03/2015	State Board of Equalization	Water rights fee 15-16; 094-12736	153
Total Permits & Fees			3,324
Office and Postage			
01/28/2016	FedEx Office	Agendas for Board meeting	164
12/16/2015	FedEx Office	BH card - no receipt	206
12/16/2015	FedEx Office	BH card - no receipt	147
12/16/2015	FedEx Office	BH card - no receipt	44
10/31/2015	Mullin, Sharon	Bookkeeping, minutes, audit, water billin	41
11/30/2015	Mullin, Sharon	Bookkeeping, minutes, budget, computer	10
01/31/2016	Mullin, Sharon	Bookkeeping, minutes, reimb expenses	10
12/31/2015	Mullin, Sharon	Bookkeeping, minutes, water billing, computer	49
10/29/2015	Mullin, Sharon	Cable	7
10/29/2015	Mullin, Sharon	Check stock	66
10/29/2015	Mullin, Sharon	Dell computer	492
10/29/2015	Mullin, Sharon	External DVD drive	44
12/29/2015	USPS	Mailing to bookkeeper	3
07/31/2015	Mullin, Sharon	Monthly bookkeeping	40
08/31/2015	Mullin, Sharon	Monthly bookkeeping	49
09/30/2015	Mullin, Sharon	Monthly bookkeeping	10
11/04/2015	Wynn, Steve	Postage	28
01/21/2016	Hansell, Bill	Postage and printing	4
11/11/2015	Mullin, Sharon	Reimb for computer component	249
07/28/2015	Wynn, Steve	Reimb for OOP mailing expenses	55
07/24/2015	Wynn, Steve	Reimb for ODP software purchases	200
10/16/2015	Wynn, Steve	Reimb for rebar cap, postage	5
12/31/2015	Mullin, Sharon	Set-up of new computer	170
11/19/2015	Mullin, Sharon	Tech support, software installation	334
10/10/2015	Misc Vendor	VOID:	
10/10/2015	Misc Vendor	VOID:	
10/10/2015	Misc Vendor	VOID:	
10/10/2015	Misc Vendor	VOID:	
Total Office and Postage			2,426
Other Operating Expenses			
08/31/2015	California State Assn of Counties	Ad for job posting	125
11/18/2015	FedEx Office	Agendas for Board meeting	21
12/16/2015	FedEx Office	Board meeting documents	19
08/27/2015	Pearlman, Harvey - V	Costco membership	55
11/18/2015	Starbucks	Refreshments for Board meeting	30
09/11/2015	Lambert, Peter	Refreshments for DM interviews	150
07/31/2015	Misc Vendor	VDID:	
07/31/2015	Misc Vendor	VOID:	
07/31/2015	Misc Vendor	VOID:	0
07/31/2015	Misc Vendor	VOID:	0
12/01/2015		VOID:	
10/10/2015		VDID:	
11/11/2015		VOID:	
Total Other Operating Expenses			399
Payroll Expenses			
Workers' Compensation Insurance			
09/15/2015	SDRMA	Annual Workers' Comp premium	2,178
07/25/2015	Marin County Treasurer	Reimb for VFA workers comp FY 13-14	-3,205
07/25/2015	Marin County Treasurer	Reimb for VFA workers comp FY 14-15	-3,526
08/11/2015	Marin County Treasurer	Reimb for VFA workers comp FY 15-16	-4,487
Total Workers' Compensation Insurance			-9,040
Total Payroll Expenses			-9,040

Muir Beach Community Services District
Expenditures excl Payroll & Cap Assets
July 2015 through January 2016

Date	Name	Memo	Amount
Health Insurance			
01/25/2016	CALPERS	Emp'ee health; 444-813-9363	703
01/14/2016	CALPERS	Hansell	749
12/14/2015	CALPERS	Hansell	749
12/14/2015	CALPERS	Hansell - retroactive	715
11/11/2015	Pearlman, Harvey - V	Kaiser copay	10
12/09/2015	Pearlman, Harvey - V	Kaiser copay	10
07/01/2015	Pearlman, Harvey - V	Kaiser premium	99
08/01/2015	Pearlman, Harvey - V	Kaiser premium	99
09/01/2015	Pearlman, Harvey - V	Kaiser premium	99
10/01/2015	Pearlman, Harvey - V	Kaiser premium	99
11/01/2015	Pearlman, Harvey - V	Kaiser premium	99
12/01/2015	Pearlman, Harvey - V	Kaiser premium	99
01/01/2016	Pearlman, Harvey - V	Kaiser premium	99
07/01/2015	Pearlman, Harvey - V	Medicare premium	100
08/01/2015	Pearlman, Harvey - V	Medicare premium	100
09/01/2015	Pearlman, Harvey - V	Medicare premium	100
10/01/2015	Pearlman, Harvey - V	Medicare premium	100
11/01/2015	Pearlman, Harvey - V	Medicare premium	100
12/01/2015	Pearlman, Harvey - V	Medicare premium	100
01/01/2016	Pearlman, Harvey - V	Medicare premium	100
08/10/2015	CALPERS	VOID: Emp'ee health; 444-813-9363	0
Total Health Insurance			4,328
Repairs & Maint (non-water)			
11/23/2015	Goodman Building Supply	Adapter parts	8
11/04/2015	Home Depot	Bags	70
07/15/2015	Goodman Building Supply	Bolts	1
07/07/2015	Alpine Appliance Service	Installed valve	50
07/09/2015	Alpine Appliance Service	Installed valve	111
08/27/2015	Pearlman, Harvey - V	laundering of towels	15
12/08/2015	Pearlman, Harvey - V	Laundry for CC	18
11/06/2015	Sward, John - v	Maintenance at CC and beg wall construction	3,905
11/18/2015	Goodman Building Supply	Pipe adapter	12
11/20/2015	Goodman Building Supply	Pipe adapter	9
07/14/2015	United Site Services, Inc.	Portable restroom - Pumphouse	34
08/31/2015	United Site Services, Inc.	Portable restroom - Pumphouse	34
10/21/2015	United Site Services, Inc.	Portable restroom - Pumphouse	34
01/26/2016	United Site Services, Inc.	Portable restroom - Pumphouse	34
10/16/2015	Wynn, Steve	Reimb for rebar cap, postage	40
01/04/2016	Martin Bros. Supply	Road base	33
11/02/2015	Goodman Building Supply	Road patch	112
12/15/2015	Sward, John - v	Wall construction at CC, minor maintenance	30
12/08/2015	Sward, John - v	Wall construction at CC, minor maintenance	80
Total Repairs & Maint (non-water)			4,629
Supplies (non-water)			
12/10/2015	Martin Bros. Supply	Aggregate base	10
08/25/2015	Goodman Building Supply	Bags, dish soap	19
11/30/2015	Mullin, Sharon	Bookkeeping, minutes, budget, computer	14
01/31/2016	Mullin, Sharon	Bookkeeping, minutes, reimb expenses	90
12/31/2015	Mullin, Sharon	Bookkeeping, minutes, water billing, computer	11
08/21/2015	Goodman Building Supply	Bulbs	28
10/28/2015	Goodman Building Supply	Bulbs, wood	32
10/20/2015	Pearlman, Harvey - V	CC supplies, laundry	56
10/20/2015	Pearlman, Harvey - V	CC supplies, laundry	12
09/02/2015	Smart n Final	Cleaning supplies	18
08/27/2015	Goodman Building Supply	Fire starter	33
12/27/2015	Home Depot	Floor finish	146
08/25/2015	Home Depot	Floor finish, bags, towels	142
10/28/2015	Microsoft	Office software for bookkeeping computer	150
07/09/2015	Pearlman, Harvey - V	Reimb for OOP expenses	35
08/15/2015	Christmas Central	Replace lights	405
11/04/2015	Goodman Building Supply	Small supplies	12
12/09/2015	Pearlman, Harvey - V	Supplies for CC	55
10/20/2015	Harbor Freight	Tires for carts	20
07/20/2015	Hagel	Toilet tissue	55
10/19/2015	Hagel	Toilet tissue	61

3:44 PM

02/26/16

Accrual Basis

Muir Beach Community Services District
Expenditures excl Payroll & Cap Assets
July 2015 through January 2016

Date	Name	Memo	Amount
01/07/2016	Hagel	Toilet tissue	61
09/04/2015	Home Depot	Towels, bags, floor stripper	109
07/07/2015	Jackson's Hardware	Wheelbarrow	170
Total Supplies (non-water)			1,742
Vehicle Expense - Water Manager			
07/31/2015	Pearlman, Harvey - V	Mileage allowance	150
08/31/2015	Pearlman, Harvey - V	Mileage allowance	150
09/30/2015	Pearlman, Harvey - V	Mileage allowance	150
10/31/2015	Pearlman, Harvey - V	Mileage allowance	150
11/30/2015	Pearlman, Harvey - V	Mileage allowance	150
12/31/2015	Pearlman, Harvey - V	Mileage allowance	150
01/31/2016	Pearlman, Harvey - V	Mileage allowance	150
Total Vehicle Expense - Water Manager			1,050
Utilities			
Electric			
07/16/2015	OCEAN RIDERS (1061)	Credit for electricity usage	15
07/16/2015	SMITH, Brent (1104)	Credit for electricity usage	8
08/16/2015	OCEAN RIDERS (1061)	Credit for electricity usage	15
09/16/2015	OCEAN RIDERS (1061)	Credit for electricity usage	15
08/16/2015	SMITH, Brent (1104)	Credit for electricity usage	8
09/16/2015	SMITH, Brent (1104)	Credit for electricity usage	8
10/16/2015	OCEAN RIDERS (1061)	Credit for electricity usage	15
11/16/2015	OCEAN RIDERS (1061)	Credit for electricity usage	15
10/16/2015	SMITH, Brent (1104)	Credit for electricity usage	8
11/16/2015	SMITH, Brent (1104)	Credit for electricity usage	8
12/16/2015	OCEAN RIDERS (1061)	Credit for electricity usage	15
01/16/2016	OCEAN RIDERS (1061)	Credit for electricity usage	15
12/16/2015	SMITH, Brent (1104)	Credit for electricity usage	8
01/16/2016	SMITH, Brent (1104)	Credit for electricity usage	8
07/30/2015	PG&E at Comm Ctr 019-6	Electric - Community Center (Net of Solar)	91
08/27/2015	PG&E at Comm Ctr 019-6	Electric - Community Center (Net of Solar)	79
08/27/2015	PG&E Pumping from Wells 745-7	Electric - Community Center (Net of Solar)	454
09/28/2015	PG&E Pumping from Wells 745-7	Electric - Community Center (Net of Solar)	516
09/30/2015	PG&E at Comm Ctr 019-6	Electric - Community Center (Net of Solar)	85
10/27/2015	PG&E Pumping from Wells 745-7	Electric - Community Center (Net of Solar)	497
10/27/2015	PG&E at Comm Ctr 019-6	Electric - Community Center (Net of Solar)	89
11/30/2015	PG&E at Comm Ctr 019-6	Electric - Community Center (Net of Solar)	96
11/30/2015	PG&E Pumping from Wells 745-7	Electric - Community Center (Net of Solar)	416
12/24/2015	PG&E at Comm Ctr 019-6	Electric - Community Center (Net of Solar)	125
12/24/2015	PG&E Pumping from Wells 745-7	Electric - Community Center (Net of Solar)	358
01/27/2016	PG&E Pumping from Wells 745-7	Electric - Community Center (Net of Solar)	435
01/27/2016	PG&E at Comm Ctr 019-6	Electric - Community Center (Net of Solar)	1
07/30/2015	PG&E Pumping at Lower Tank 623-9	Electric - Pumping from Lower Tank to Upper Ta...	155
08/27/2015	PG&E Pumping at Lower Tank 623-9	Electric - Pumping from Lower Tank to Upper Ta...	143
09/30/2015	PG&E Pumping at Lower Tank 623-9	Electric - Pumping from Lower Tank to Upper Ta...	154
10/27/2015	PG&E Pumping at Lower Tank 623-9	Electric - Pumping from Lower Tank to Upper Ta...	135
11/30/2015	PG&E Pumping at Lower Tank 623-9	Electric - Pumping from Lower Tank to Upper Ta...	131
12/24/2015	PG&E Pumping at Lower Tank 623-9	Electric - Pumping from Lower Tank to Upper Ta...	130
01/27/2016	PG&E Pumping at Lower Tank 623-9	Electric - Pumping from Lower Tank to Upper Ta...	164
07/30/2015	PG&E Pumping from Wells 745-7	Electric - Pumping from Well to Lower Tank	420
Total Electric			4,835
Propane			
07/17/2015	Chevron	Propane	19
12/08/2015	Chevron	Propane	26
12/17/2015	Chevron	Propane	54
Total Propane			99
Refuse Service			
07/01/2015	Redwood Empire Disposal	Refuse Com Ctr; WMD-1180783	197
10/01/2015	Redwood Empire Disposal	Refuse Com Ctr; WMD-1180783	197
01/01/2016	Redwood Empire Disposal	Refuse Com Ctr; WMD-1180783	197
Total Refuse Service			592

Muir Beach Community Services District
Expenditures excl Payroll & Cap Assets
July 2015 through January 2016

Date	Name	Memo	Amount
Telephone			
07/03/2015	Ooma	Telephone	4
07/04/2015	Ooma	Telephone	4
07/10/2015	Ooma	Telephone	4
07/17/2015	Ooma	Telephone	4
08/03/2015	Ooma	Telephone	4
08/04/2015	Ooma	Telephone	4
08/10/2015	Ooma	Telephone	4
08/17/2015	Ooma	Telephone	4
09/10/2015	Ooma	Telephone	4
09/10/2015	Ooma	Telephone	4
09/12/2015	Ooma	Telephone	4
09/17/2015	Ooma	Telephone	4
10/03/2015	Ooma	Telephone	4
10/04/2015	Ooma	Telephone	132
10/10/2015	Ooma	Telephone	4
10/17/2015	Ooma	Telephone	4
11/03/2015	Ooma	Telephone	4
11/04/2015	Ooma	Telephone	4
11/10/2015	Ooma	Telephone	4
11/17/2015	Ooma	Telephone	4
12/03/2015	Ooma	Telephone	4
12/04/2015	Ooma	Telephone	4
12/10/2015	Ooma	Telephone	4
12/17/2015	Ooma	Telephone	4
01/03/2016	Ooma	Telephone	4
01/04/2016	Ooma	Telephone	4
07/02/2015	Maxemail	Voicemail Service	9
08/02/2015	Maxemail	Voicemail Service	9
09/02/2015	Maxemail	Voicemail Service	9
10/02/2015	Maxemail	Voicemail Service	9
11/03/2015	Maxemail	Voicemail Service	9
12/03/2015	Maxemail	Voicemail Service	9
01/03/2016	Maxemail	Voicemail Service	9
07/02/2015	AT&T Wireless	Water manager phone	70
08/02/2015	AT&T Wireless	Water manager phone	70
09/02/2015	AT&T Wireless	Water manager phone	70
10/02/2015	AT&T Wireless	Water manager phone	72
11/02/2015	AT&T Wireless	Water manager phone	70
12/02/2015	AT&T Wireless	Water manager phone	70
01/02/2016	AT&T Wireless	Water manager phone	70
Total Telephone			792
Total Utilities			6,318
Water Enterprise			
Water Expense & Repairs			
07/17/2015	Ferguson Enterprises	Bushing	7
11/20/2015	Office Depot	Calendar	19
07/07/2015	Pace Supply Corp.	Check valve	24
01/09/2016	Goodman Building Supply	Flashlights	20
07/14/2015	Ferguson Enterprises	Pressure gauge	9
07/14/2015	Goodman Building Supply	PVC parts	6
07/20/2015	Water Components & Building Sup...	PVC parts	72
07/21/2015	Goodman Building Supply	PVC parts	41
07/21/2015	Ferguson Enterprises	PVC parts	25
01/10/2016	Goodman Building Supply	PVC parts	11
10/20/2015	Pace Supply Corp.	PVC parts, glue	101
07/09/2015	Pearlman, Harvey - V	Reimb for OOP expenses	10
08/04/2015	8 G O Green Enterprises	Sm water syst parts	152
09/10/2015	Goodman Building Supply	Small water syst parts	26
07/29/2015	Goodman Building Supply	Spray paint	14
10/04/2015	DOI, National Park Service	Streamgauge monitoring on Redwood Creek	3,900
07/23/2015	Goodman Building Supply	Towels, rags	16
10/22/2015	Pace Supply Corp.	Value meter	77
08/24/2015	Pace Supply Corp.	Valve nipple	67
10/06/2015	Pace Supply Corp.	Water heater at pump house	237
10/08/2015	Goodman Building Supply	Water heater connectors	42

3:44 PM

02/26/16

Accrual Basis

Muir Beach Community Services District
Expenditures excl Payroll & Cap Assets
July 2015 through January 2016

Date	Name	Memo	Amount
07/01/2015	Fedex	Water quality report	98
07/17/2015	Ferguson Enterprises	Water system parts	44
07/15/2015	Winkelmann, Robert	Worked on priming pumps	225
Total Water Expense & Repairs			5,243
Water Testing			
08/25/2015	Brelje and Race Laboratories, Inc.	Water testing	225
09/02/2015	Brelje and Race Laboratories, Inc.	Water testing	172
10/28/2015	Brelje and Race Laboratories, Inc.	Water testing	222
12/03/2015	Brelje and Race Laboratories, Inc.	Water testing	145
07/01/2015	Public Health Laboratory	Water testing; acct. 733	66
08/03/2015	Public Health Laboratory	Water testing; acct. 733	49
10/01/2015	Public Health Laboratory	Water testing; acct. 733	49
11/02/2015	Public Health Laboratory	Water testing; acct. 733	49
12/01/2015	Public Health Laboratory	Water testing; acct. 733	49
01/04/2016	Public Health Laboratory	Water testing; acct. 733	49
Total Water Testing			1,075
Water Treatment			
07/20/2015	Herb's Pool Service	Chlorine	91
09/01/2015	Herb's Pool Service	Chlorine	66
10/21/2015	Herb's Pool Service	Chlorine	71
12/15/2015	Herb's Pool Service	Chlorine	66
01/11/2016	Brenntag Pacific	Return of empty drums	-240
11/17/2015	Brenntag Pacific	Sodium Silicate for Water Treatment	3,270
Total Water Treatment			3,324
Total Water Enterprise			9,642
TOTAL			88,306

Muir Beach Community Services District
Expenditures for Fixed Assets
As of January 31, 2016

Date	Num	Name	Memo	Amount
Water System Assets				
Land				
Total Land				
Storage Tanks				
Total Storage Tanks				
Mains and Valves				
Total Mains and Valves				
Equipment and Controls				
10/27/2015		Careforde, Inc.	Air circulator pumps for water tanks	1,224.00
Total Equipment and Controls				1,224.00
Wells				
Total Wells				
Other Water System Assets				
07/14/2015	7211	Robertson Engineering, Inc.	Review of Cove Lane drainage	912.00
08/22/2015	7268	Robertson Engineering, Inc.	Review of Cove Lane drainage	865.79
Total Other Water System Assets				1,777.79
Total Water System Assets				3,001.79
Other Fixed Assets				
Playground Upgrades				
Total Playground Upgrades				
Land				
Total Land				
Land - Fire Station				
Total Land - Fire Station				
Buildings				
11/05/2015	35728	Martin Bros. Supply	Rock wall at CC	62.93
11/05/2015	35742	Martin Bros. Supply	Rock wall at CC	48.34
11/06/2015		Sward, John - v	Maintenance at CC and beg wall construction	275.00
11/06/2015	35766	Martin Bros. Supply	Rock wall at CC	48.34
11/06/2015	35805	Martin Bros. Supply	Rock wall at CC	59.73
11/18/2015	36389	Martin Bros. Supply	Rock wall at CC	204.90
11/18/2015	36417	Martin Bros. Supply	Rock wall at CC	156.40
11/19/2015	36511	Martin Bros. Supply	Rock wall at CC	209.69
11/19/2015	36501	Martin Bros. Supply	Rock wall at CC	173.82
11/20/2015	36548	Martin Bros. Supply	Rock wall at CC	180.39
11/20/2015	36559	Martin Bros. Supply	Rock wall at CC	66.01
11/20/2015	36562	Martin Bros. Supply	Rock wall at CC	9.77
11/22/2015		Sward, John - v	Wall construction at CC	3,985.00
11/25/2015		Sward, John - v	Wall construction at CC	2,275.00
11/25/2015	3039...	Water Components & Building ...	Rock wall at CC	427.97
11/25/2015	36746	Martin Bros. Supply	Rock wall at CC	169.25
11/25/2015	36747	Martin Bros. Supply	Rock wall at CC	17.25
11/30/2015	903819	Shamrock Materials	Rock wall at CC	198.33
12/01/2015	36911	Martin Bros. Supply	Rock wall at CC	332.88
12/02/2015	904615	Shamrock Materials	Rock wall at CC	141.17
12/02/2015	36959	Martin Bros. Supply	Rock wall at CC	62.93
12/04/2015	3039...	Water Components & Building ...	Rock wall at CC	223.57
12/07/2015	37161	Martin Bros. Supply	Rock wall at CC	301.42
12/08/2015		Sward, John - v	Wall construction at CC, minor maintenance	3,285.00
12/08/2015	37216	Martin Bros. Supply	Rock wall at CC	125.86
12/11/2015	37369	Martin Bros. Supply	Rock wall at CC	901.10
12/14/2015	37456	Martin Bros. Supply	Rock wall at CC	47.96
12/14/2015	37489	Martin Bros. Supply	Rock wall at CC	68.36
12/15/2015		Sward, John - v	Wall construction at CC, minor maintenance	1,542.50
12/18/2015	905817	Shamrock Materials	Rock wall at CC	166.39
12/18/2015		Sward, John - v	Wall construction at CC	3,135.00
12/18/2015	37236	Martin Bros. Supply	Rock wall at CC	379.50
12/21/2015	37757	Martin Bros. Supply	Rock wall at CC	64.46

3:44 PM

02/26/16


Accrual Basis

Muir Beach Community Services District Expenditures for Fixed Assets As of January 31, 2016

Date	Num	Name	Memo	Amount
12/22/2015	37806	Martin Bros. Supply	Rock wall at CC	66.01
12/22/2015	37808	Martin Bros. Supply	Rock wall at CC	148.81
12/22/2015	37809	Martin Bros. Supply	Rock wall at CC	56.21
12/23/2015		Sward, John - v	Wall construction at CC	715.00
12/28/2015	37889	Martin Bros. Supply	Rock wall at CC	64.47
12/28/2015	37886	Martin Bros. Supply	Rock wall at CC	335.96
12/29/2015	37958	Martin Bros. Supply	Rock wall at CC	223.94
12/30/2015	906265	Shamrock Materials	Rock wall at CC	65.55
12/31/2015		Sward, John - v	Wall construction at CC	2,750.00
01/07/2016	38094	Martin Bros. Supply	Rock wall at CC	32.22
01/08/2016		Sward, John - v	Wall construction at CC	2,062.50
01/08/2016	906581	Shamrock Materials	Rock wall at CC	672.98
01/19/2016		Sward, John - v	Wall construction at CC	4,975.00
Total Buildings				31,514.87
Buildings - Fire Station				
Total Buildings - Fire Station				
Equipment				
Total Equipment				
Equipment - Fire Trucks				
Total Equipment - Fire Trucks				
Electric Gate				
12/17/2015		GTO Web Store	Parts for electric gate at pumphouse	493.78
Total Electric Gate				493.78
Furniture & Fixtures - CC				
Total Furniture & Fixtures - CC				
Road Improvements				
12/18/2015	1585...	Marin County Fire Dept.	3 fire hydrants for Sunset Way	6,151.95
Total Road Improvements				6,151.95
Shed Roof				
Total Shed Roof				
Total Other Fixed Assets				38,160.60
TOTAL				41,162.39

COMPENSATION REPORT

Name		7/1/2014 to 6/30/2015	7/1/2015 to 1/31/2016	Notes
Wynn	Steve	-	20,253	Annual salary: \$55,000 - Hire date 7/1/15; termination date 10/31/15
Pearlman	Harvey	\$ 20,561	\$ 15,312	Hourly rate increased 21% 8/1/2015 to \$35/hr from \$29/hr.
Hansell	Bill	-	11,786	Annual salary: \$55,000 - Hire date 11/1/15.
Gonzales	Salvador	7,680	4,420	Hourly rate increased 18% 11/13/2012 to \$20/hr from \$17/hr.
Perez	Enrique	5,962	4,037	Starting rate \$22/hr.
Gonzales	Juana	5,832	3,240	Hourly rate increased 20% 11/13/2012 to \$18/hr from \$15/hr.
Alcala	Jose	2,213	1,800	Hourly rate increased 25% 11/13/2012 to \$25/hr from \$20/hr.
Hills	Leighton	55,005	65	Annual salary: \$55,000 changed to \$120 on 7/1/15.
Sward	Jes	2,180	-	Hourly rate \$20/hr.
		<u>\$ 99,433</u>	<u>\$ 60,913</u>	



FIRST NATIONAL BANK
OF NORTHERN CALIFORNIA

ACCOUNT:
DOCUMENTS:

PAGE: 1
01/29/2016
11

MUIR BEACH COMMUNITY SVCS DIST 30-0
19 SEACAPE DR 0
MUIR BEACH CA 94965-9701 11

PREMIER BANKING
975 EL CAMINO REAL
SOUTH SAN FRANCISCO, CA 94080


TELEPHONE: 650-875-4826

On January 1, 2015, the VISA ISA fee for International ATM transactions will increase to 2%.
Effective February 1, 2016, the non-sufficient or uncollected funds fee for items paid or returned will increase to \$35.00 each (no maximum).

REGULAR PUBLIC ACCOUNT

DESCRIPTION	DEBITS	CREDITS	DATE	BALANCE
BALANCE LAST STATEMENT			12/31/15	9.993.09
PAYCHEX INC. PAYROLL 64306700002649X				
	3.056.72		01/11/16	6.936.37
PGANDE WEB ONLINE 44891502011116 125.12			01/12/16	6.811.25
PGANDE WEB ONLINE 44891484011116 129.58			01/12/16	6.681.67
PAYCHEX BIB INVOICE X64322900005503				
	247.37		01/12/16	6.434.30
PGANDE WEB ONLINE 44891446011116 357.91			01/12/16	6.076.39
PAYCHEX TPS TAXES 64310600003268X				
	1.327.56		01/12/16	4.748.83
COUNTY OF MARIN COM PAY		4.94	01/13/16	4.753.77
PHONE TRANSFER FROM ANOTHER ACCT		20.000.00	01/13/16	24.753.77
CHECK # 1001	6.600.00		01/13/16	18.153.77
NSF CHARGE - ITEM(S) PAID	30.00		01/13/16	18.123.77
COUNTY OF MARIN COM PAY		592.32	01/14/16	18.716.09
115443090 Business ON-LINE Banking Transfer from				
63005077 PUBLIC M on 1/15/16		20.000.00	01/15/16	38.716.09
CHECK # 1014	30.00		01/20/16	38.686.09
CHECK # 1011	223.57		01/20/16	38.462.52
CHECK # 1010	307.56		01/20/16	38.154.96
CHECK # 1013	2.639.84		01/20/16	35.515.12
CHECK # 1012	3.251.05		01/20/16	32.264.07
ATT Payment XXXXX1003EPAYY	223.36		01/21/16	32.040.71
CHECK # 1007	703.22		01/21/16	31.337.49

* * * C O N T I N U E D * * *



FIRST NATIONAL BANK
OF NORTHERN CALIFORNIA

ACCOUNT:
DOCUMENTS:

██████████
11

PAGE: 2
01/29/2016

MUIR BRACH COMMUNITY SVCS DIST

REGULAR PUBLIC ACCOUNT ██████████

DESCRIPTION	DEBITS	CREDITS	DATE	BALANCE
ATT Payment XXXXX3002XPAYB	70.36		01/25/16	31.267.13
CHECK # 1006	224.56		01/25/16	31.042.57
CHECK # 1003	1.200.00		01/25/16	29.842.57
PAYCHEX TPS TAXES 64785900000480X				
	796.01		01/26/16	29.046.56
PAYCHEX INC. PAYROLL 64784100001539X				
	1.718.69		01/26/16	27.327.87
DEPOSIT		46.414.90	01/27/16	73.742.77
DEPOSIT CORRECTION	.03		01/27/16	73.742.74
PAYCHEX RIB INVOICE X64791500011841				
	140.67		01/27/16	73.602.07
CHECK # 1008	273.90		01/27/16	73.328.17
CHASE AUTOPAYBUS 000000000173913				
	1.274.79		01/29/16	72.053.38
CHECK # 1009	49.00		01/29/16	72.004.38
BALANCE THIS STATEMENT			01/29/16	72.004.38
TOTAL CREDITS (5)	87.012.16	MINIMUM BALANCE		4.748.83
TOTAL DEBITS (25)	25.000.97	AVG AVAILABLE BALANCE		23.704.58
		AVERAGE BALANCE		26.740.74

YOUR CHECKS SEQUENCED

DATE	CHECK #	AMOUNT	DATE	CHECK #	AMOUNT	DATE	CHECK #	AMOUNT
01/13	1001*	6.600.00	01/27	1008	273.90	01/20	1012	3.251.05
01/25	1003*	1.200.00	01/29	1009	49.00	01/20	1013	2.639.84
01/25	1006	224.56	01/20	1010	307.56	01/20	1014	30.00
01/21	1007	703.22	01/20	1011	223.57			

(*) INDICATES A GAP IN CHECK NUMBER SEQUENCE

1:46 PM

02/17/16

Muir Beach Community Services District
Reconciliation Summary
FNB Checking, Period Ending 01/29/2016

	<u>Jan 29, 16</u>
Beginning Balance	9,993.09
Cleared Transactions	
Checks and Payments - 38 Items	-26,331.31
Deposits and Credits - 11 Items	88,342.60
Total Cleared Transactions	<u>62,011.29</u>
Cleared Balance	<u>72,004.38</u>
Uncleared Transactions	
Checks and Payments - 10 Items	-18,371.23
Total Uncleared Transactions	<u>-18,371.23</u>
Register Balance as of 01/29/2016	<u>53,633.15</u>
New Transactions	
Checks and Payments - 1 Item	-1,105.89
Deposits and Credits - 5 Items	9,376.14
Total New Transactions	<u>8,270.25</u>
Ending Balance	<u>61,903.40</u>

1:46 PM
02/17/16

**Muir Beach Community Services District
Reconciliation Detail
FNB Checking, Period Ending 01/29/2016**

Type	Date	Num	Name	Clr	Amount	Balance
Beginning Balance						9,993.09
Cleared Transactions						
Checks and Payments - 38 Items						
Bill	12/17/2015	559728	Allied 100, LLC	X	-52.97	-52.97
Bill	12/26/2015		AT&T	X	-223.36	-276.33
Bill	12/30/2015		Allen, Robert	X	-111.95	-388.28
Bill Pmt -Check	01/03/2016	EFT	PG&E Pumping fro...	X	-357.91	-746.19
Bill Pmt -Check	01/03/2016	EFT	PG&E Pumping at ...	X	-129.56	-875.77
Bill Pmt -Check	01/03/2016	EFT	PG&E at Comm Ctr...	X	-125.12	-1,000.89
Bill Pmt -Check	01/09/2016	1001	Sward, John - v	X	-6,600.00	-7,600.89
Bill Pmt -Check	01/11/2016	1012	Martin Bros. Supply	X	-3,251.05	-10,851.94
Bill Pmt -Check	01/11/2016	1013	Mullin, Sharon	X	-2,639.84	-13,491.78
Bill Pmt -Check	01/11/2016	1003	Richmond, Lonna (v)	X	-1,200.00	-14,691.78
Bill Pmt -Check	01/11/2016	1007	CALPERS	X	-703.22	-15,395.00
Bill Pmt -Check	01/11/2016	1010	Shamrock Materials	X	-307.56	-15,702.56
Bill Pmt -Check	01/11/2016	1008	Pearlman, Harvey - V	X	-273.90	-15,976.46
Bill Pmt -Check	01/11/2016	1006	Wynn, Steve	X	-224.56	-16,201.02
Bill Pmt -Check	01/11/2016	1011	Water Components ...	X	-223.57	-16,424.59
Bill Pmt -Check	01/11/2016	1009	Public Health Labor...	X	-49.00	-16,473.59
Bill Pmt -Check	01/11/2016	1014	Point Reyes Light P...	X	-30.00	-16,503.59
Check	01/12/2016	DD 4	William Hansell	X	-1,514.95	-18,018.54
Check	01/12/2016	PR	Payroll taxes	X	-1,327.56	-19,346.10
Check	01/12/2016	DD 6	Harvey Pearlman	X	-758.86	-20,104.96
Check	01/12/2016	DD 1	Jose Alcalá	X	-438.76	-20,543.72
Check	01/12/2016	DD 4	William Hansell	X	-423.09	-20,966.81
Bill Pmt -Check	01/12/2016	EFT	Paychex, Inc.	X	-247.37	-21,214.18
Check	01/12/2016	DD 2	Juana Gonzalez	X	-199.48	-21,413.66
Check	01/12/2016	DD 3	Salvador Gonzalez	X	-140.41	-21,554.07
Check	01/12/2016	DD 5	Leighton J Hills	X	-4.26	-21,558.33
Bill Pmt -Check	01/20/2016	EFT	AT&T	X	-223.36	-21,781.69
Bill Pmt -Check	01/23/2016	EFT	AT&T Wireless	X	-70.36	-21,852.05
Check	01/25/2016	EFT	Chase Card Services	X	-1,274.79	-23,126.84
Check	01/26/2016	DD 8	William Hansell	X	-1,514.95	-24,641.79
Check	01/26/2016	PR	Payroll taxes	X	-796.01	-25,437.80
Check	01/26/2016	DD 8	William Hansell	X	-423.09	-25,860.89
Check	01/26/2016	DD 7	Juana Gonzalez	X	-199.48	-26,060.37
Bill	01/26/2016		AT&T	X	-95.98	-26,156.35
Check	01/26/2016	DD 9	Leighton J Hills	X	-4.26	-26,160.61
Check	01/27/2016	EFT	Paychex, Inc.	X	-140.67	-26,301.28
Check	01/27/2016	EFT	Misc Customer	X	-0.03	-26,301.31
Check	01/29/2016			X	-30.00	-26,331.31
Total Checks and Payments					-26,331.31	-26,331.31
Deposits and Credits - 11 Items						
Bill	12/17/2015	559728	Allied 100, LLC	X	52.97	52.97
Bill	12/26/2015		AT&T	X	223.36	276.33
Bill	12/30/2015		Allen, Robert	X	111.95	388.28
Check	01/12/2016	DD 4	William Hansell	X	423.09	811.37
Deposit	01/13/2016			X	4.94	816.31
Transfer	01/13/2016			X	20,000.00	20,816.31
Deposit	01/14/2016			X	592.32	21,408.63
Transfer	01/15/2016			X	20,000.00	41,408.63
Deposit	01/21/2016			X	46,414.90	87,823.53
Bill	01/26/2016		AT&T	X	95.98	87,919.51
Check	01/26/2016	DD 8	William Hansell	X	423.09	88,342.60
Total Deposits and Credits					88,342.60	88,342.60
Total Cleared Transactions					62,011.29	62,011.29
Cleared Balance					62,011.29	72,004.38
Uncleared Transactions						
Checks and Payments - 10 Items						
Bill Pmt -Check	01/28/2016	1023	Sward, John - v		-7,037.50	-7,037.50
Bill Pmt -Check	01/28/2016	1019	Marin County Fire D...		-6,151.95	-13,189.45
Bill Pmt -Check	01/28/2016	1017	CALPERS		-3,110.99	-16,300.44
Bill Pmt -Check	01/28/2016	1022	Shamrock Materials		-738.53	-17,038.97
Bill Pmt -Check	01/28/2016	1020	Marin County Regis...		-510.97	-17,549.94

1:46 PM

02/17/16

**Muir Beach Community Services District
Reconciliation Detail
FNB Checking, Period Ending 01/29/2016**

Type	Date	Num	Name	Clr	Amount	Balance
Bill Pmt -Check	01/28/2016	1024	Wang, Emiko		-234.00	-17,783.94
Bill Pmt -Check	01/28/2016	1018	Lambert, Peter		-225.00	-18,008.94
Bill Pmt -Check	01/28/2016	1021	Redwood Empire Di...		-197.37	-18,206.31
Bill Pmt -Check	01/28/2016	1015	Allen, Robert		-111.95	-18,318.26
Bill Pmt -Check	01/28/2016	1016	Allied 100, LLC		-52.97	-18,371.23
Total Checks and Payments					-18,371.23	-18,371.23
Total Uncleared Transactions					-18,371.23	-18,371.23
Register Balance as of 01/29/2016					43,640.06	53,633.15
New Transactions						
Checks and Payments - 1 item						
Bill	02/13/2016		Barbara Plotter		-1,105.89	-1,105.89
Total Checks and Payments					-1,105.89	-1,105.89
Deposits and Credits - 5 items						
Deposit	02/05/2016				367.84	367.84
Deposit	02/05/2016				3,807.33	4,175.17
Deposit	02/08/2016				165.30	4,340.47
Bill	02/13/2016		Barbara Plotter		1,105.89	5,446.36
Deposit	02/13/2016				3,929.78	9,376.14
Total Deposits and Credits					9,376.14	9,376.14
Total New Transactions					8,270.25	8,270.25
Ending Balance					51,910.31	61,903.40



FIRST NATIONAL BANK
OF NORTHERN CALIFORNIA

ACCOUNT:
DOCUMENTS:

PAGE: 1
01/29/2016
1

MUIR BEACH COMMUNITY SVCS DIST 30-0
19 SEACAPE DR 0
MUIR BEACH CA 94965-9701 1

PREMIER BANKING
975 EL CAMINO REAL
SOUTH SAN FRANCISCO, CA 94080

TELEPHONE: 650-875-4826


On January 1, 2015, the VISA ISA fee for International ATM transactions will increase to 2%.
Effective February 1, 2016, the non-sufficient or uncollected funds fee for items paid or returned will increase to \$35.00 each (no maximum).

PUBLIC MARKET ACCOUNT

DESCRIPTION	DEBITS	CREDITS	DATE	BALANCE
BALANCE LAST STATEMENT			12/31/15	831,136.85
PHONE TRANSFER TO ANOTHER ACCT	20,000.00		01/13/16	811,136.85
115443090 Business ON-LINE Banking Transfer to 6300883	20,000.00		01/15/16	791,136.85
1 CHECKING on 1/15/16	10.00		01/15/16	791,126.85
Ecorp Fee MAINTENANCE		6,723.03	01/27/16	797,849.88
INCOMING WIRE FROM MUIR BEACH	12.50		01/27/16	797,837.38
INCOMING WIRE FEE		128.67	01/29/16	797,966.05
INTEREST AT .200000 %				
BALANCE THIS STATEMENT			01/29/16	797,966.05
TOTAL CREDITS (2)	6,851.70	MINIMUM BALANCE		791,126.85
TOTAL DEBITS (4)	40,022.50	AVG AVAILABLE BALANCE		809,756.90
INTEREST THIS STATEMENT	128.67	AVERAGE BALANCE		809,756.90



CLIENT STATEMENT for the period January 1-31, 2016



STATEMENT FOR:
MUIR BEACH
COMMUNITY SERVICES DISTRICT

TOTAL VALUE OF YOUR ACCOUNT (as of 1/31/16)
Includes Accrued Interest

\$0.49


Morgan Stanley Smith Barney LLC. Member SIPC.

Your Financial Advisor
Kenneth P Tarrant
First Vice President
Kenneth.P.Tarrant@morganstanley.com
415 482-2708

Your Branch
750 LINDARO ST, SUITE 300
SAN RAFAEL, CA 94901
Telephone: 415-460-6207; Alt. Phone: 800-777-3489; Fax: 415-482-2750

037269 MSGDD435

#BWNJGWM



00037269 01 AV 0.388 01 TR 00208 MSGDD435 000000

MUIR BEACH

COMMUNITY SERVICES DISTRICT

ATTN: DISTRICT MANAGER

19 SEACAPE DRIVE

MUIR BEACH CA 94965-9701



Client Service Center (24 Hours a Day; 7 Days a Week): 800-869-3326

Access Your Account Online: www.morganstanley.com/online



Standard Disclosures

The following Disclosures are applicable to the enclosed statement(s). Expanded Disclosures are attached to your most recent June and December statement (or your first Statement if you have not received a statement for those months). The Expanded Disclosures are also available by selecting Account Documents when you log on to www.morganstanley.com/online or, call 800-869-3326.

Questions?

Questions regarding your account may be directed to your Financial Advisor or the Branch Manager for the branch office where you maintain your account. If you require further assistance, call Client Service Center at (800) 869-3326 or for account-related concerns call our Client Advocate at (866) 227-2256.

Errors and Inquiries

It is your responsibility to review your statement promptly and to seek immediate clarification about entries that you do not understand or believe were made in error by contacting the Branch Manager of the office where you maintain your account. Oral communications regarding any inaccuracy or discrepancy in this statement should be re-confirmed in writing to further protect your rights, including rights under the Securities Investor Protection Act (SIPA). Your statement will be deemed correct unless we receive a written inquiry of a suspected error. See your account documentation for special rules regarding your rights and responsibilities with respect to erroneous electronic fund transfers, including a description of the transfers covered.

Availability of Free Credit Balances and Financial Statements

Under the customer protection rules of the SEC [17 CFR §240.15c3-3], we may use funds comprising free credit balances carried for customer accounts here, provided that these funds are payable to customers on demand (i.e., are free of a lien or right of set-off in our favor or on behalf of some third party to whom you have given control). A financial statement of this organization is available for your personal inspection at its offices, or a copy will be mailed to you upon your written request.

Listed Options

Information with respect to commissions and other charges related to the execution of options transactions has been included in confirmations of such transactions previously furnished to you and such information will be made available to you promptly at your request. Promptly advise us of any material change in your investment objectives or financial situation.

Important Information if you are a Margin Customer (not available for certain retirement accounts)

If you have margin privileges, you may borrow money from us in exchange for pledging assets in your accounts as collateral for any outstanding margin loan. The amount you may borrow is based on the

value of the eligible securities in your margin accounts. If a security has eligible shares, the number of shares pledged as collateral will be indicated below the position.

Margin Interest Charges

We calculate interest charges on margin loans as follows: (1) multiply the applicable margin interest rate by the daily close of business net settled debit balance, and (2) divide by 360 (days). Margin interest accrues daily throughout the month and is added to your debit balance at month-end. The month-end interest charge is the sum of the daily accrued interest calculations for the month. We add the accrued interest to your debit balance and start a new calculation each time the applicable interest rate changes and at the close of every statement month. For current margin loan interest rates, go to www.morganstanley.com/online/MIRates.

Information regarding Special Memorandum Account

If you have a Margin Account, this is a combined statement of your Margin Account and Special Memorandum Account maintained for you under Section 220.5 of Regulation T issued by the Board of Governors of the Federal Reserve System. The permanent record of the Special Memorandum Account as required by Regulation T is available for your inspection at your request.

Important Information About Auction Rate Securities

Due to market conditions, certain Auction Rate Securities experience no or limited liquidity. Therefore, the price(s) for any Auction Rate Securities shown on this statement may not reflect the price(s) you would receive upon a sale at auction or in a secondary market transaction, and are not an indication of any offer to purchase at such price.

Structured Investments Risks and Considerations

Structured Investments (Structured Products) are complex products and may be subject to special risks. Investors should consider the concentration risk of owning the related security and their total exposure to any underlying asset. Structured Investments, which may appear in various statement product categories and are identified on the Position Description Details line as "Asset Class: Struct Inv," may not perform in a manner consistent with the statement product category where they appear and therefore may not satisfy portfolio asset allocation needs for that category.

Security Measures

This statement features several embedded security elements to safeguard its authenticity. One is a unique security mark—a blue rectangle printed in heat-sensitive ink on the back of every page. When exposed to warmth, the blue rectangle will disappear, and then reappear.

SIPC Protection

We are a member of Securities Investor Protection Corporation (SIPC), which protects securities of its customers up to \$500,000 (including \$250,000 for claims for cash). An explanatory brochure is available upon request or at www.sipc.org. Losses due to market fluctuation are not protected by SIPC and assets not held with us may not be covered by SIPC protection. To obtain information about SIPC, including an explanatory SIPC brochure, contact SIPC at 1-202-371-8300 or visit www.sipc.org.

Transaction Dates and Conditions

Upon written request, we will furnish the date and time of a transaction and the name of the other party to a transaction. We and/or our affiliates may accept benefits that constitute payment for order flow. Details regarding these benefits and the source and amount of any other remuneration received or to be received by us in connection with any transaction will be furnished upon written request.

Equity Research Ratings Definitions and Global Investment Manager Analysis Status

Some equity securities may have research ratings from Morgan Stanley & Co. LLC or Standard & Poor's. Research ratings are the research providers' opinions and not representations or guarantees of performance. For more information about each research provider's rating system, see the Research Ratings on your most recent June or December statement (or your first statement if you have not received a statement for those months), go to www.morganstanley.com/online or refer to the research provider's research report. Research reports contain more complete information concerning the analyst's views and you should read the entire research report and not infer its contents from the rating alone. If your account contains an advisory component or is an advisory account, a GIMA status will apply.

Credit Ratings from Moody's Investors Service and Standard & Poor's
The credit rating from Moody's Investors Service and Standard & Poor's may be shown for certain securities. All credit ratings represent the opinions of the provider and are not representations or guarantees of performance. Your Financial Advisor will be pleased to provide you with further information or assistance in interpreting these credit ratings.

Revised 10/2015



Account Summary

Active Assets Account
528-106646-160

MUIR BEACH
COMMUNITY SERVICES DISTRICT

CHANGE IN VALUE OF YOUR ACCOUNTS (includes accrued interest)

	This Period (1/1/16-1/31/16)	This Year (1/1/16-1/31/16)
TOTAL BEGINNING VALUE		
Credits		
Debits		
Security Transactions		
Net Credits/Debits		
Change in Value	2.52	2.52
TOTAL ENDING VALUE	\$0.49	\$0.49

CHANGE IN VALUE OVER TIME

The display of market value (total account value) and net invested capital (total amount invested minus total withdrawn), demonstrates the impact of deposits and withdrawals.

JUL 2012 DEC 2012 DEC 2013 DEC 2014 DEC 2015 JAN 2016


— Total Market Value — Net Invested Capital Since 07/31/12

This graph does not reflect corrections to Net Invested Capital or Market Value made subsequent to the dates depicted. It may exclude transactions in Annuities or positions where we are not the custodian, which could delay the reporting of Market Value or affect the Net Invested Capital.

ASSET ALLOCATION (includes accrued interest)

	Market Value	Percentage
Cash	\$0.49	100.00
TOTAL VALUE	\$0.49	100.00%

FDIC rules apply and Bank Deposits are eligible for FDIC insurance but are not covered by SIPC. Cash and securities (including MMFs) are eligible for SIPC coverage. See Expanded Disclosures. Values may include assets externally held, which are provided to you as a courtesy, and may not be covered by SIPC. For additional information, refer to the corresponding section of this statement.



Cash

This asset allocation represents holdings on a trade date basis, and projected settled Cash/BDP and MMF balances. These classifications do not constitute a recommendation and may differ from the classification of instruments for regulatory or tax purposes.

Account Summary

Active Assets Account
528-106646-160

MUIR BEACH
COMMUNITY SERVICES DISTRICT

BALANCE SHEET (^ includes accrued interest)

	Last Period (as of 12/31/15)	This Period (as of 1/31/16)
Cash, BDP, MMFs	\$6,517.61	\$0.49
Total Assets	\$6,517.61	\$0.49
Total Liabilities (outstanding balance)	—	—
TOTAL VALUE	\$6,517.61	\$0.49

CASH FLOW

	This Period (1/1/16-1/31/16)	This Year (1/1/16-1/31/16)
OPENING CASH, BDP, MMFs	\$6,517.61	\$6,517.61
Income and Distributions	2.52	2.52
Total Investment Related Activity	\$2.52	\$2.52
Electronic Transfers-Credits	448.34	448.34
Electronic Transfers-Debits	(6,723.03)	(6,723.03)
Other Debits	(25.00)	(25.00)
Total Cash Related Activity	\$(6,299.69)	\$(6,299.69)
Checks Written	(200.00)	(200.00)
Automated Payments	(19.95)	(19.95)
Total Card/Check Activity	\$(219.95)	\$(219.95)
CLOSING CASH, BDP, MMFs	\$0.49	\$0.49

INCOME AND DISTRIBUTION SUMMARY

	This Period (1/1/16-1/31/16)	This Year (1/1/16-1/31/16)
Other Dividends	\$0.49	\$0.49
Total Taxable Income And Distributions	\$0.49	\$0.49
Total Tax-Exempt Income	—	—
TOTAL INCOME AND DISTRIBUTIONS	\$0.49	\$0.49

GAIN/(LOSS) SUMMARY

	Realized This Period (1/1/16-1/31/16)	Realized This Year (1/1/16-1/31/16)	Unrealized Inception to Date (as of 1/31/16)
TOTAL GAIN/(LOSS)	—	—	—

The Gain/(Loss) Summary, which may change due to basis adjustments, is provided for informational purposes and should not be used for tax preparation. Refer to Gain/(Loss) in the Expanded Disclosures.

Taxable and tax exempt income classifications are based on the characteristics of the underlying securities and not the taxable status of the account.



Account Detail

Active Assets Account
528-106646-160

MUIR BEACH
COMMUNITY SERVICES DISTRICT

Investment Objectives†: Income, Capital Appreciation

Brokerage Account

† Inform us if your investment objectives, as defined in the Expanded Disclosures, change.

HOLDINGS

This section reflects positions purchased/sold on a trade date basis. "Market Value" and "Unrealized Gain/(Loss)" may not reflect the value that could be obtained in the market. Fixed Income securities are sorted by maturity or pre-refunding date, and alphabetically within date. Estimated Annual Income a) is calculated on a pre-tax basis, b) does not include any reduction for applicable non-US withholding taxes, c) may include return of principal or capital gains which could overstate such estimates, and d) for securities that have a defined maturity date within the next 12 months, is reflected only through maturity date. Actual income or yield may be lower or higher than the estimates. Current yield reflects the income generated by an investment, and does not reflect changes in its price. Structured Investments, identified on the Position Description Details line as "Asset Class: Struct Inv," may appear in various statement product categories. When displayed, the accrued interest, annual income and current yield for those with a contingent income feature (e.g., Range Accrual Notes or Contingent Income Notes) are estimates and assume specified accrual conditions are met during the relevant period and payment in full of all contingent interest. For Floating Rate Securities, the accrued interest, annual income and current yield are estimates based on the current floating coupon rate and may not reflect historic rates within the accrual period.

CASH, BANK DEPOSIT PROGRAM AND MONEY MARKET FUNDS

Cash, Bank Deposit Program, and Money Market Funds are generally displayed on a settlement date basis. You have the right to instruct us to liquidate your bank deposit balance(s) or shares of any money market fund balance(s) at any time and have the proceeds of such liquidation remitted to you. Estimated Annual Income, Accrued Interest, and APY% will only be displayed for fully settled positions.

Description		Market Value	7-Day Current Yield %	Est Ann Income	APY %	
CASH		\$0.49				
	Percentage of Holdings	Market Value		Est Ann Income		
CASH, BDP, AND MMFs	100.00%	\$0.49		\$0.00		
	Percentage of Holdings	Total Cost	Market Value	Unrealized Gain/(Loss)	Est Ann Income Accrued Interest	Current Yield %
TOTAL MARKET VALUE		\$0.00	\$0.49		\$0.00	—
					\$0.00	
TOTAL VALUE (includes accrued interest)	100.00%		\$0.49			

Unrealized Gain/(Loss) totals only reflect positions that have both cost basis and market value information available. Cash, MMF, Deposits and positions stating 'Please Provide' are not included.

ALLOCATION OF ASSETS

	Cash	Equities	Fixed Income & Preferred Securities	Alternatives	Annuities & Insurance	Structured Investments	Other
Cash, BDP, MMFs	\$0.49	—	—	—	—	—	—
TOTAL ALLOCATION OF ASSETS	\$0.49	—	—	—	—	—	—

Account Detail

Active Assets Account
528-106646-160

MUIR BEACH
COMMUNITY SERVICES DISTRICT

ACTIVITY

INVESTMENT RELATED ACTIVITY

TAXABLE INCOME AND DISTRIBUTIONS

Date	Activity Type	Description	Comments	Credits/(Debits)
12/31	Dividend	MS ACTIVE ASSETS MONEY TRUST	Transaction Reportable for the Prior Year.	\$2.03
1/28	Dividend	MS ACTIVE ASSETS MONEY TRUST DIV PAYMENT		0.49
TOTAL TAXABLE INCOME AND DISTRIBUTIONS				\$2.52
TOTAL OTHER DIVIDENDS				\$0.49
PRIOR YEAR INCOME				\$2.03

CASH RELATED ACTIVITY

ELECTRONIC TRANSFERS

Check disbursements from branch offices are displayed as Electronic Transfers.

Date	Activity Type	Description	Comments	Credits/(Debits)
1/5	Funds Received	DOI TREAS 310	MISC PAY	\$99.92
1/5	Funds Received	DOI TREAS 310	MISC PAY	99.92
1/8	Funds Received	COUNTY OF MARIN	COM PAY	182.82
1/8	Funds Received	DOI TREAS 310	MISC PAY	49.92
1/11	Funds Received	COUNTY OF MARIN	COM PAY	15.76
1/27	Funds Transferred	WIRED FUNDS SENT	BENE: MUIR BEACH COMMUNITY SER ACCT: XXXX5077	(6,723.03)
TOTAL ELECTRONIC TRANSFERS				\$(6,274.69)
TOTAL ELECTRONIC TRANSFERS-CREDITS				\$448.34
TOTAL ELECTRONIC TRANSFERS-DEBITS				\$(6,723.03)

OTHER CREDITS AND DEBITS

Date	Activity Type	Description	Comments	Credits/(Debits)
1/27	Service Fee	WIRED FUNDS FEE		\$(25.00)
TOTAL OTHER CREDITS AND DEBITS				\$(25.00)
TOTAL OTHER DEBITS				\$(25.00)



Account Detail

Active Assets Account
528-106646-160

MUIR BEACH
COMMUNITY SERVICES DISTRICT

DEBIT CARD & CHECKING ACTIVITY

CHECKS WRITTEN

Date Written	Date Paid	Check Number	Activity Type	Payee	Expense Category	Credits/(Debits)
1/12	1/22	0374	Check	FRANCHISE TAX BOARD		\$(200.00)

TOTAL CHECKS WRITTEN

\$(200.00)

AUTOMATED PAYMENTS

Bill pay and other electronic activity, which may include checks you wrote that were processed by Automated Clearing House processing.

Date of Payment	Date Paid	Activity Type	Payee	Credits/(Debits)
1/4	1/4	Automated Payment	INTUIT PYMT SOLN ACCT FEE	\$(19.95)

TOTAL AUTOMATED PAYMENTS

\$(19.95)

MONEY MARKET FUND (MMF) AND BANK DEPOSIT PROGRAM ACTIVITY

Date	Activity Type	Description	Credits/(Debits)
1/4	Automatic Investment	MS ACTIVE ASSETS MONEY TRUST	\$2.90
1/4	Automatic Investment	MS ACTIVE ASSETS MONEY TRUST	2.03
1/5	Automatic Redemption	MS ACTIVE ASSETS MONEY TRUST	(19.95)
1/6	Automatic Investment	MS ACTIVE ASSETS MONEY TRUST	199.84
1/11	Automatic Investment	MS ACTIVE ASSETS MONEY TRUST	232.74
1/12	Automatic Investment	MS ACTIVE ASSETS MONEY TRUST	15.76
1/25	Automatic Redemption	MS ACTIVE ASSETS MONEY TRUST	(200.00)
1/28	Automatic Redemption	MS ACTIVE ASSETS MONEY TRUST	(6,748.03)

NET ACTIVITY FOR PERIOD

\$(6,514.71)



This page intentionally left blank

3:10 PM

02/26/16

Muir Beach Community Services District
Reconciliation Summary
Morgan Stanley, Period Ending 01/31/2016

	<u>Jan 31, 16</u>
Beginning Balance	6,585.37
Cleared Transactions	
Checks and Payments - 12 items	-8,577.29
Deposits and Credits - 13 items	1,992.41
Total Cleared Transactions	<u>-6,584.88</u>
Cleared Balance	<u>0.49</u>
Register Balance as of 01/31/2016	0.49
Ending Balance	0.49

Muir Beach Community Services District
Reconciliation Detail
Morgan Stanley, Period Ending 01/31/2016

Type	Date	Num	Name	Cir	Amount	Balance
Beginning Balance						6,585.37
Cleared Transactions						
Checks and Payments - 12 items						
Bill Pmt -Check	06/10/2015	3209	CALPERS	X	-63.84	-63.84
Check	11/17/2015	PR 356	William Hansell	X	-241.77	-305.61
Check	11/30/2015	PR 362	William Hansell	X	-423.09	-728.70
Check	12/15/2015	PR 366	William Hansell	X	-423.09	-1,151.79
Credit Memo	12/16/2015	6904	OCEAN RIDERS (1...	X	-15.00	-1,166.79
Check	12/29/2015	PR 371	William Hansell	X	-423.09	-1,589.88
Check	01/01/2016	CCADJ		X	-19.95	-1,609.83
Check	01/01/2016		Unknown	X	-4.43	-1,614.26
Check	01/12/2016	0374	Franchise Tax Board	X	-200.00	-1,814.26
Credit Memo	01/16/2016	6905	OCEAN RIDERS (1...	X	-15.00	-1,829.26
Check	01/27/2016	EFT	Morgan Stanley Sm...	X	-25.00	-1,854.26
Transfer	01/28/2016			X	-6,723.03	-8,577.29
Total Checks and Payments					-8,577.29	-8,577.29
Deposits and Credits - 13 items						
Check	11/17/2015	PR 356	William Hansell	X	241.77	241.77
Deposit	11/30/2015			X	0.51	242.28
Check	11/30/2015	PR 362	William Hansell	X	423.09	665.37
Check	12/15/2015	PR 366	William Hansell	X	423.09	1,088.46
Credit Memo	12/16/2015	6904	OCEAN RIDERS (1...	X	15.00	1,103.46
Check	12/29/2015	PR 371	William Hansell	X	423.09	1,526.55
Deposit	01/05/2016			X	49.92	1,576.47
Deposit	01/05/2016			X	99.92	1,676.39
Deposit	01/05/2016			X	99.92	1,776.31
Deposit	01/08/2016			X	182.82	1,959.13
Deposit	01/11/2016			X	15.76	1,974.89
Credit Memo	01/16/2016	6905	OCEAN RIDERS (1...	X	15.00	1,989.89
Deposit	04/30/2016			X	2.52	1,992.41
Total Deposits and Credits					1,992.41	1,992.41
Total Cleared Transactions					-6,584.88	-6,584.88
Cleared Balance					-6,584.88	0.49
Register Balance as of 01/31/2016					-6,584.88	0.49
Ending Balance					-6,584.88	0.49